

---

11 12 13 14 15 16

---



.....2

.....7

.....11

.....51

.....75


.....84

.....92

.....93

---

2025



ELECTROLUX

500

500

BorgWarner

NIDEC CORPORATION

Bosch und Siemens Hausgeräte

GmbH

Techtronic Industries Co.,Ltd.

500

KOC

BSH

TTI

Arçelik

GEA

Versuni

HILTI

---

CNAS

China National Accreditation Service for Conformity Assessment

ERP

Enterprise Resource Planning

PLM

CRM

WMS

WMS

SRM

SRM

CB

、E+V E (

KG V E OI EGE). e - 2\* 2 8

λ

OK

E'

£4

.

			002402
			Shenzhen H&T Intelligent Control Co.,Ltd.
			H&T INTELLIGENT
		6	D 10 1010-
	1011		
	518057		
		6	D 10 1010-
	1011		
	518057		
			www.szhittech.com
			het@szhittech.com

	6	6
	D 10 1010-1011	D 10 1010-1011
	0755-26727721	0755-26727721
	0755-26727137	0755-26727137
	het@szhittech.com	het@szhittech.com

	<a href="https://www.szse.cn/index/index.html">https://www.szse.cn/index/index.html</a>
	<a href="http://www.cninfo.com.cn">http://www.cninfo.com.cn</a>


--	--

	20    1    20

	2025	2024		2023
	10,722,317,671.64	9,659,390,712.51	11.00%	7,507,419,674.05
	663,431,525.52	364,288,849.01	82.12%	331,428,465.58
	635,630,210.33	342,072,513.50	85.82%	294,849,564.15
	527,398,750.39	629,897,392.24	-16.27%	361,059,098.53
/	0.723	0.4008	80.39%	0.3562
/	0.7143	0.4008	78.22%	0.3562
	11.64%	7.93%	3.71%	7.53%
	2025	2024		2023
	14,665,754,325.34	11,970,554,542.52	22.52%	9,964,685,431.02
	6,712,718,411.79	4,682,172,150.80	43.37%	4,543,387,679.50

---

	2,585,114,300.36	2,860,944,022.54	2,823,568,398.55	2,452,690,950.19
	169,395,756.59	184,294,006.44	249,215,189.37	60,526,573.12
	161,749,040.30	184,912,205.63	221,385,505.87	67,583,458.53
	67,922,614.37	79,327,284.52	293,974,722.15	86,174,129.35


	2025	2024	2023
--	------	------	------



---

---

“ ” “ ” AI





BMS

”

“ ” “

S

WMS

14

100%

100%

---

---

---

BG BU

BG

BG

BU

“

”



“ ”

AI

		2025		20,588
2024	4.13%			
		2025	42,826	12.50%

AI

“ ”

---

“

”

BSH ARCELIK

TTI HILTI

“

”

---

HMI

AI

PLM OA CRM SRM SAP

MES( ) WMS

JIT

”

AVL

“



---

“ ” “ ” BSH“ ” “ ”

1

	107.22	11.00%	
103.18	9.21%		
	1.76%		0.71%

2

		6.63	82.12%
	6.36	85.82%	
6.09		60.75%	

---

5.88

62.13%

3

8.32%

0.30%

3.61%

0.57%

7.18

16.07%

6.87%

0.26%

4

16.27%

1

68.63

12.

---

“ ”

Arçelik GEA Versuni  
HMI AI

2025

“

” BSH“

”

“

”

“

+

”

2

TTI HILTI

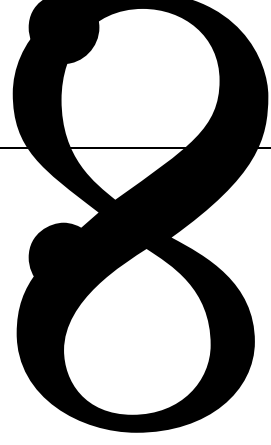
10.05

0.28%

,

---

AI



BMS

“ ”

+

“ + ”

3





---

10,317,694,711.42	8,464,275,573.35	17.96%	9.21%	8.26%	0.71%
404,622,960.22	110,561,884.91	72.68%	91.28%	44.79%	8.78%
6,862,868,506.60	5,697,948,419.84	16.97%	12.62%	10.33%	1.72%
1,004,921,966.52	847,970,022.50	15.62%	-0.28%	0.93%	-1.01%
1,276,039,311.91	978,75				

---

		2025		2024		
		7,345,656,022.15	86.78%	6,784,745,468.82	86.78%	8.27%

2025		2024		
5,697,948,419.84	67.70%	5,164,499,702.74	66.74%	10.3



---

2.

B

HMI

1

2 AI

I VSI Q U

Hm. O'.H8 !Hm

Q 1040

	AI AI		2. AI AI	
	SoC  IVI		1.  2. UI IVI  3.	
HOD	HOD		1. HOD  2.  3. ASPICE CL2	HOD
HOD	HOD		1. HOD  2.  3. ASPICE CL2	HOD
	EC LC PDLC		1. EC LC PDLC  2.  3.	EC -



---

	962	881	9.19%
	129	126	2.38%
	16	10	60.00%
	440	419	5.01%

---

1

54,870.68


50.15%

2

23,606.77

62.03%





---

426,789,783.43	2.91%	265,092,825.68	2.21%	0.70%
----------------	-------	----------------	-------	-------

78,791,729.81	0.54%	86,793,561.73		
---------------	-------	---------------	--	--

--	--	--	--	--	--	--	--

1.	288,100.00	35,079,335.82			1,089,693,152.97	1,004,500,000.00		120,560,588.79
2.	0.00							
3.	0.00							
4.	561,762,025.35	1,592,470,792.85	1,584,460,802.85		20,000,000.00			2,174,232,818.20
5.	452,271,482.91	-7,033,174.46			112,994,500.00	1,196,310.63		557,036,497.82
	1,014,321,608.26	1,620,516,954.21	1,584,460,802.85	0.00	1,222,687,652.97	1,005,696,310.63	0.00	2,851,829,904.81
	0.00							
	0.00							
	0.00							
	317,890,554.42				1,701,727,795.21	1,696,280,104.81		323,338,244.82
	1,332,212,162.68	1,620,516,954.21	1,584,460,802.85	0.00	2,924,415,448.18	2,701,976,415.44	0.00	3,175,168,149.63
	2,776,400.00	-2,757,267.00						19,133.00

---

	150,375,118.22	
	157,843,428.61	
	28,255,082.07	
	336,473,628.90	

531,373,945.60	418,301,988.82	27.03%



												2023-072
				113,033,719.12	206,821,063.36		85.00%	0.00	0.00			20190223 <a href="http://www.cninfo.com.cn">http://www.cninfo.com.cn</a>
												2019-012
				36,650,089.13	184,808,325.63		20.00%	0.00	0.00			20240723 <a href="http://www.cninfo.com.cn">http://www.cninfo.com.cn</a>
	--	--	--	253,289,264.33	630,775,989.77	--	--	0.00	0.00	--	--	2024-070



	22 —
	2025 04 23



10%



20,000,000.00	1,255,823,217.06	424,947,574.47	1,440,562,190.75	160,763,395.85	139,951,772.55
---------------	------------------	----------------	------------------	----------------	----------------

1/6# a

€ œ

415,481,200.00	1,146,310,765.55	286,678,022.22	747,221,419.08	137,202,720.00
----------------	------------------	----------------	----------------	----------------



---

” \_\_\_\_\_

“

---

AI

“

”

2,000

“

”



“

” “

” “

”

“

”



90%

2

1

FOB



---

2025 05 15	“ ” <a href="https://ir.p5w.net">https://ir.p5w.net</a>					<a href="http://www.cninfo.com.cn">www.cninfo.com.cn</a> 002402  20250515
2025 06 20						<a href="http://www.cninfo.com.cn">www.cninfo.com.cn</a> 002402  20250620
2025 08 14						<a href="http://www.cninfo.com.cn">www.cninfo.com.cn</a> 002402  20250815

---

2025 11 03						www.cninfo. com.cn 002402  20251105
2025 11 20						www.cninfo. com.cn 002402  20251120
2025 12 03				Skerryvore Asset Management		www.cninfo. com.cn 002402  20251203

“ ”

“ ” “

”

“ ”

1

2

3

4

2025 1 14

“ ”

2025-004

“ ” “ ”

2025

107.22

11.00%

2024

10

1.00

92,133,358.50

2025 6 10

2024

ESG



ESG



/



---

T/R

5%

---

---

	2022	2028						
61	11	11	0	0	0	0	0	
	14	12						
	2025	2028						
57	11	11	0	0	0	0	0	
	12	12						
	2025	2028						
64	11	11	0	0	0	0	0	
	12	12						



---

1992

1979

---


9

1

3

“

”



2011

ypO •

	H&T Intelligent Control Europe S.r.l.		2013	12	13		
	H&T Intelligent Control North America Ltd.		2016	10	01		
	NPE S.r.l.		2019	02	04		
			2021	08	26		
			2021	10	08		
			2021	11	11		
			2021	12	30		
			2022	04	13		
			2022	05	31		
			2021	04	16		
			2021	11	10		
			2022	12	22		
			2024	06	27		
			2024	06	21		
			2013	12	02		
			2019	12	26		
			2015	07	20		
			2019	07	04		
			2016	10	18		
	H&T Intelligent Control Europe S.r.l.		2014	02	17		
	NPE S.r.l.		2018	09	12		
			2022	11	01		
			2016	06	08		
			2021	08	26		
			2021	10	08		
			2024	06	19		
			2022	04	13		
			2023	01	13		
			2020	09	01		

			2023 02 27		
			2023 07 12		
	H&TELECTRONIC TECHNOLOGY MEXICO, S. DE R.L. DE C.V.		2023 07 20		
			2021 11 10		
			2019 12 26		
			2024 10 25		
			2025 10 09		
			2023 11 01		
			2024 02 22		
			2023 10 09		
			2024 07 24		
			2022 03 08		
			2022 05 28		
			2020 08 01		
			2016 11 12	2025 11 21	
			2026 04 07		
			2020 06 12		

---

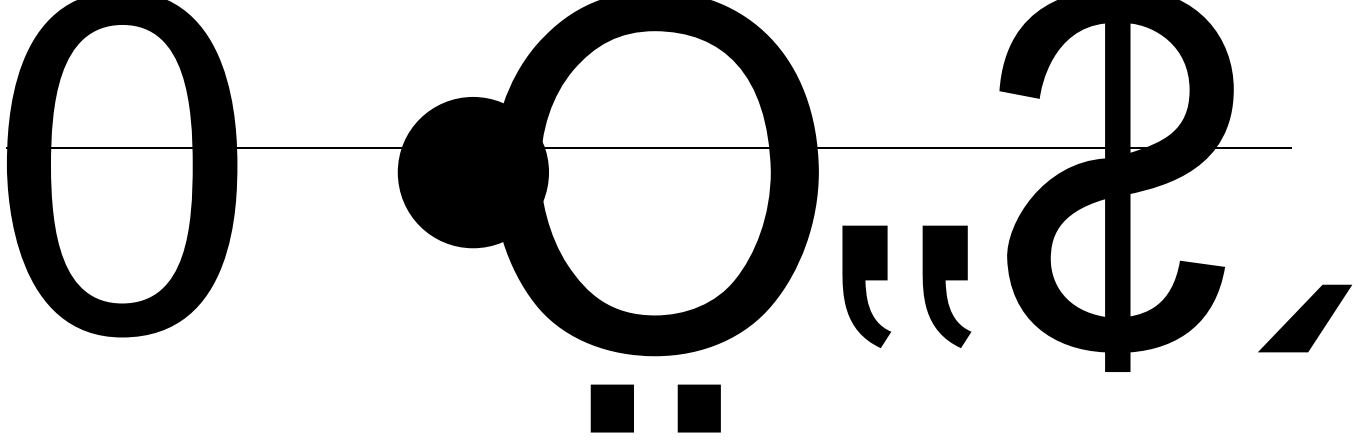
2

12

3

[Grey bar]			
	61		300
	45		162
	59		114
	33		108
	46		118
	53		0
	61		10
	57		0
	64		0
	54		57
	50		10
	64		10
--	--	--	889
[Grey bar]			[Red bar]
[Grey bar]			[Grey bar]

---



1 2025-04-21

2025

£# »# ?60 ... CEÈ  
ù mCSE ! i ž œP x AF2YV%,,M 9%EBPABE' r^eF 7AÑdw\$ ) =

08\$FJE-B Abx Ç

2024


2025

2024

2025

2024

2024



202

4

---

---

2024

2025-  
04-21

4



	4,800
	4,368
	9,168
	9,168
	0
	5,762
	313
	2,182
	111
	163
	637
	9,168
	2,123
	1,319
	5,726
	9,168

---

“ ”

“ ”

“ ”

2025 4 21

2025 5 14 2024

2025-20277

2025 4 23

<http://www.cninfo.com.cn>

2025-2027

---


2

2

2022

2022

241

11.20

7 2025 8 1

2025-056

9

7.5593 /

274,000

0.0269%

8 2025 8 15

2025-059

2022

4

112,000

7.5593 /

924,806,285

924,694,285

924,806,285

924,694,285

9 2025 10 21

3

1

5.60

10 2025 10 31

2025-076

4

7.5593 /

112,000

0.0121%

		0	0	0	0	0	0	0	245,0	105,0	0	7.91	140,0



---

2025


	2026 04 28	
	04 28	2025 <a href="http://www.cninfo.com.cn">http://www.cninfo.com.cn</a> 2026
		100.00%
		100.00%

	:	
	2%      5% 2%      5%	5%      2% 5%      2%
		0
		0
		0
		0

2025 12 31	
	2026 04 28
	<a href="http://www.cninfo.com.cn">http://www.cninfo.com.cn</a>



<http://www.cninfo.com.cn>

2025

ESG

<http://www.cninfo.com.cn>

2025

ESG

			1			
			2			
			3		2008 07 16	
			4			

---

1 2025 6 100%

2 2025 9 75%

3 2025 10 60%

4 2025 11 100%

---

	150
	1
	1

2025

2025

2025

2026 1 28 2026 2 13

2026

2025

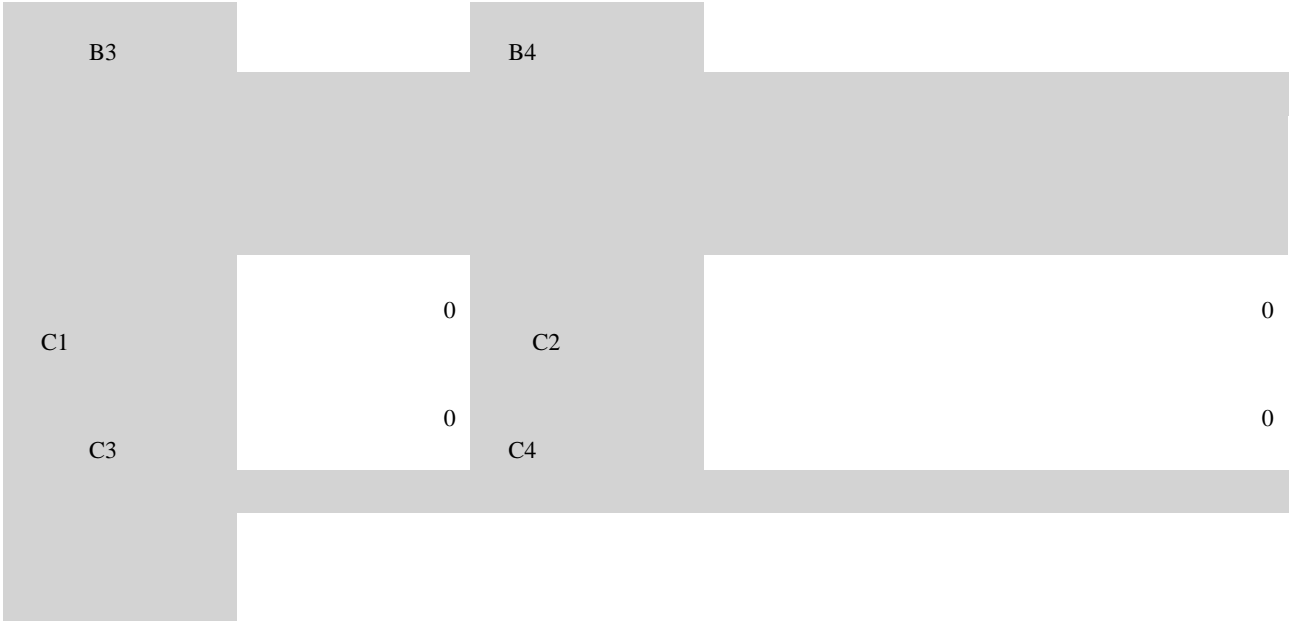
2025



---

	2024 07 23	118,800	2024 07 23	118,800						
H&T Electroni c Technol ogy Mexico, S. de R.L. de C.V	2024 03 30	7,028.8	2024 12 17	1,834.25				1		
	2024 03 30	30,000	2024 12 26	10,000				1		
	2024 03 30		2025 02 19	5,000				1		
	2024 03 30	30,000	2025 01 20	28,000				1		
	2025 04 23	7,028.8						1		
	2025 04 23	5,200						1		
	2025 04 23	21,086.4						1		
	2025 04 23	15,000						1		
	2025 04 23	50,000	2025 07 01	20,000				1		

NPE S.r.l.	2025 04 23	7,028.8						1		
	2025 04 23	30,000						1		
H&T Electronic Technology Mexico, S. de R.L. de C.V	2025 04 23	7,028.8						1		
	2025 04 23	3,000	2025 07 24	500				1		
H&T Electronic Technology (Vietnam) Co., Ltd.	2025 04 23	7,028.8						1		
H&T Intelligent Control (Pingyang) Co., Ltd.	2025 04 23	7,028.8						1		
	2025 04 23	100,000						1		
	2025 07 30	20,000						1		
<b>B1</b>			279,430.4	<b>B2</b>						53,500
			398,230.4							184,134.25



---

1 2025 1 13 6,000 14,000

2 2025 6 12 1,000

3 2025 6 25 5,000 16,400

4 2025 9 22 5,000

5 2025 10 9

2,000

6 2025 11 4 1,000

7 2025 11 21

1 A 201

3046

1508-006N

	123,811,037	13.38%				-4,947,500	-4,947,500	118,863,537	12.85%
1									
2									
3	123,811,037	13.38%				-4,947,500	-4,947,500	118,863,537	12.85%
	123,811,037	13.38%				-4,947,500	-4,947,500	118,863,537	12.85%
4									
	801,381,248	86.62%				4,449,500	4,449,500	805,830,748	87.15%
1	801,381,248	86.62%				4,449,500	4,449,500	805,830,748	87.15%
2									
3									
4									
	925,192,285	100.00%				-498,000	-498,000	924,694,285	100.00%



2022 498,000  
 2025 3 26 2025 8 1 2025 10 31  
 498,000


2022 498,000

	144,250	105,000		249,250	2022	2022
	589,125	90,000		679,125	2022	2022
	51,187	54,000		105,187	2022	2022
	0	1,000		1,000		2026 5 12
	15,225	75		15,300		2026 5 12
	111,356,250	205,425		111,561,675		
2022	11,655,000		5,403,000	6,252,000		2022
	123,811,037	455,500	5,403,000	118,863,537	--	--

	233,121		195,990		0		0
		5%	10	8		8	
		15.01%	138,762,100	-9,712,900	111,561,675	27,200,425	76,758,119
		5.04%	46,578,789	28,423,054	0	0	0
500		1.47%	13,626,435	13,626,435	0	0	0
		0.82%	7,549,429	7,549,429	0	0	0




	0.33%	3,072,490	3,072,490	0	0	0
	0.24%	2,200,000	2,200,000	0	0	0
	0.20%	1,879,900	1,879,900	0	0	0
500	0.19%	1,746,777	1,746,777	0	0	0
	0.18%	1,710,096	1,710,096	0	0	0
500	0.16%	1,522,900	1,522,900	0	0	0




10











---

---

2

1

2

3

4

5

2025

---

1

2

3

4

---

5

6


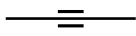
X

,

NCÈ

,


2

\*6 "Ï FJE  

» N©  AÑÒ 

	1,315,291,010.57	1,244,498,917.37
	120,560,588.79	288,100.00
	0.00	0.00
	305,895,315.99	256,188,544.50
	3,181,139,850.14	2,871,306,826.75
	323,338,244.82	317,890,554.42
	69,496,783.03	52,158,332.87
	62,474,969.30	52,639,591.26
	0.00	0.00
	2,516,344,996.78	2,376,507,903.16
	0.00	0.00
	0.00	0.00
	263,739,933.92	192,813,550.97
	8,158,281,693.34	7,364,292,321.30
	0.00	0.00
	2,736,860.72	2,594,533.46





---

537,247,892.34	23,118,062.52
114,066,683.18	198,781,140.79
5,485,209,066.55	5,797,767,006.45
<hr/>	
1,214,784,014.01	545,416,506.87
0.00	0.00
0.00	0.00
0.00	0.00
40,485,496.23	56,109,376.52

---

547,254,649.84	711,010,699.08
----------------	----------------

8,303,164.00	288,100.00
--------------	------------

0.00	0.00
------	------

84,231,196.34	58,446,154.64
---------------	---------------

3,274,761,569.03	3,245,743,567.73
------------------	------------------

261,415,533.66	269,252,709.78
----------------	----------------

11,100,006.08	6,929,812.59
---------------	--------------

814>	
------	--

---

	6,629,028.37	8,046,182.14
	5,619,656,175.79	3,594,085,687.46
	11,979,143,412.90	10,050,181,050.64
	48,438,251.52	589,186,451.64
	19,133.00	2,776,400.00
	1,307,856,908.68	1,847,389,826.45
	2,194,926,902.60	2,404,192,469.84
	16,161,567.28	23,162,833.46
	124,581,699.37	116,547,999.90
	31,012,293.04	30,275,804.71
	673,039,810.95	436,008,



860,901,282.17  
82,210,441.59  
1,553,982,986.75

845,151,255.37  
163,625,937.99  
198,416.5

● 2025 450



4.	1,242,317.35	1,735,804.03
5.	0.00	
6.	-23,460,858.64	-6,514,370.02
7.		
	-1,435,844.96	5,359,906.83
	2,044,472,286.55	322,901,782.56
	1,995,244,302.44	347,935,870.79
	49,227,984.11	-25,034,088.23
	0.723	0.4008
	0.7143	0.4008
	0.00	0.00

	2025	2024
	7,559,295,370.73	7,609,404,121.01
	6,472,868,102.26	6,527,978,872.40
	31,343,933.60	32,652,009.83
	112,029,201.14	115,798,905.03
	247,485,812.06	228,642,396.96
	291,956,353.60	295,783,442.37
	5,665,451.36	16,214,491.92
	44,253,088.73	33,741,832.90
	9,580,529.25	11,683,335.98
	26,792,835.70	34,623,491.70
“ ”	27,450,924.94	43,545.07
	142,327.26	-499,486.96
“_”	-12,316,102.92	-20,217,306.51
“ ”	0.00	
“ ”	3,739,156.54	-573,036.47
“_”	-1,803,225.79	-8,012,092.12



-29,128,059.20

-54,285,596.17

-38,477.97

278,003.40

	2025	2024
	9,588,476,416.68	8,418,102,902.61
	0.00	0.00
	0.00	0.00
	0.00	0.00
	0.00	0.00
	0.00	0.00
	0.00	0.00
	0.00	0.00
	0.00	0.00
	0.00	0.00
	0.00	0.00
	0.00	0.00
	547,665,933.52	568,798,907.29
	91,626,116.13	107,928,891.77
	10,227,768,466.33	9,094,830,701.67
	7,557,598,517.70	6,652,417,714.38
	0.00	0.00
	0.00	0.00
	0.00	0.00
	0.00	0.00
	0.00	0.00
	0.00	0.00
	0.00	0.00
	1,570,487,029.28	1,406,692,449.10
	302,971,686.57	184,206,987.68
	269,312,482.39	221,616,158.27
	9,700,369,715.94	8,464,933,309.43
	527,398,750.39	629,897,392.24
	983,651,840.63	381,648,799.85
	2,206,348.86	901,900.66
	262,087.90	4,148,809.54
	0.00	0.00
	6,785,670.78	7,951,073.82
	992,905,948.17	394,650,583.87
	331,154,036.46	830,912,365.25
	1,203,777,800.00	656,329,802.00

---

	0.00	0.00
	0.00	0.00
	3,401,953.55	1,543,084.21
	1,538,333,790.01	1,488,785,251.46
	-545,427,841.84	-1,094,134,667.59

---



513,651,840.63

12,734,0,



	- 498,000.00	0.00	0.00	0.00	46,517,820 .65	- 81,415,49 6.40	0.00	0.00	0.00	0.00	0.00	127,435,31 7.05	- 4,345,355 .66	123,089,9 61.39
1												0.00	0.00	0.00
2	0.00			0.00	0.00							0.00		0.00
3	- 498,000.00				47,807,816 .00	- 81,415,49 6.40						128,725,31 2.40	0.00	128,725,3 12.40
4	0.00				- 1,289,995. 35							- 1,289,995.3 5	- 4,345,355 .66	- 5,635,351. 01
	0.00	0.00	0.00	0.00	0.00	0.00	0.00	0.00	34,419,255 .62	0.00	- 126,552,61 4.12	- 92,133,358. 50	0.00	- 92,133,35 8.50
1					0.00				34,419,255 .62		- 34,419,255 .62	0.00		0.00
2												0.00		0.00
3											- 92,133,358 .50	- 92,133,358. 50	0.00	- 92,133,35 8.50

4													0.00		0.00
	0.00	0.00	0.00	0.00	0.00	0.00	0.00	0.00	0.00	0.00	0.00		0.00	0.00	0.00
1													0.00	0.00	0.00
2													0.00		0.00
3													0.00		0.00
4													0.00		0.00
5							0.00		0.00		0.00		0.00		0.00
6													0.00		0.00
	0.00	0.00	0.00	0.00	0.00	0.00	0.00	0.00	0.00	0.00	0.00		0.00	0.00	0.00





2  
3

.00

0.00

0.00

5							0.00		0.00		0.00		0.00		0.00
6													0.00		0.00
	0.00	0.00	0.00	0.00	0.00	0.00	0.00	0.00	0.00	0.00	0.00		0.00	0.00	0.00
1													0.00		0.00
2													0.00		0.00
													0.00		0.00
	925,192,285.00	0.00	0.00	0.00	1,147,383,060.63	163,625,937.99	210,366,597.09	0.00	283,219,987.14	0.00	2,279,636,158.93		4,682,172,150.80	710,254,647.54	5,392,426,798.34

2025

925,192,285.00 0.00 0.00 0.00 845,151,255.37 163,625,937.5

“ ”  
1  
2  
3  
4

										0.00		0.00
	925,192,285.00	0.00	0.00	0.00	845,151,255.37	163,625,937.99	198,415,237.05	0.00	283,219,586.07	1,796,097,805.32	0.00	3,884,450,230.82
	-498,000.00	0.00	0.00	0.00	15,750,026.80	-81,415,496.40	1,355,567,749.70	0.00	34,419,255.62	217,639,942.09	0.00	1,704,294,470.61
							1,355,567,749.70			344,192,556.21		1,699,760,305.91
	-498,000.00	0.00	0.00	0.00	15,750,026.80	-81,415,496.40	0.00	0.00	0.00	0.00	0.00	96,667,523.20
												0.00
				0.00								0.00
	-498,000.00				15,750,026.80	-81,415,496.40						96,667,523.20
												0.00
	0.00	0.00	0.00	0.00	0.00	0.00	0.00	0.00	34,419,255.62	-126,552,614.12	0.00	-92,133,358.50



0.00

0.00

0.00

0.00

0.00

0.00

0.00

0.00

0.00

0.00

0.00

0.00

931,900,685.00	0.00	0.00	0.00	881,083,961.86	137,143,600.00	213,516,779.82	0.00	<del>008,925,622.07</del>	1,626,975,666.37	0.00	3,765,259,115.12
											0.00
											0.00
									0.00		0.00
931,900,685.00	0.00	0.00	0.00	881,083,961.86	137,143,600.00	213,516,779.82	0.00	248,925,622.07	1,626,975,666.37	0.00	3,765,259,115.12
-6,708,400.00	0.00	0.00	0.00	-35,932,706.49	26,482,337.99	-15,101,542.77	0.00	34,293,964.00	169,122,138.95	0.00	119,196 5.126

“ ”

2

-139,523,537.08

-139,523,537.08

3

0.00

0.00

0.00

0.00

0.00

0.00

0.00

0.00

0.00

0.00

0.00

0.00

0.00

0.00

1

0.00

00

0'00

---

6

D 10 1010-1011

LED

( )

2026 4 24

——  
“ ”

15 ——

2023

12

---

1 1 12 31

12

H T Intelligent Control North  
America Ltd. H T Intelligent Control Europe S.r.l. NPE S.r.l. H T-NPE East Europe S.r.l. H T  
Intelligent Control (Vietnam) Company Ltd., H T Electronics Technology Vietnam Company Ltd.,  
H T (Vietnam) New Material  
Technology Company Limited H T Electronic Technology Mexico, S. de R.L. de C.V. Het Intelligent  
Control Singapore PTE. LTD.

	5%	0.5%
	0.5%	
	5%	
	5%	10%

---

---

4

1

2

3

4

5

8 —

---

8

---

( )

“

”

---

( )

( )

1

2

3

---

2

3

---

5

,

1



---

---

1

2

---



---

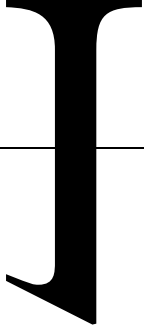
d.

1

2

11

6

---


6

11

6

11

		12

---





6

11

1

2

---

1

2

“

”

---

---

		5~10	5%	9.5%~19%
		5	5%	19%
		5~8	5%	11.875%~19%
		5	5%	19%
		5	5%	19%

---

2

3

3

ĐỒ€



50

5

5-10

SAP

---



---

1

2

3

---

1

2

3

4

5

6

1

---

3

/

/

---

/

1)

2)

3)

1

“

”

---

2

3

4

1

2

1

---

1

2

3

4

5

A

B

ERP

ERP

ERP

A

T/R

T/R

B

1

---

2

3



---

- 

-

---

8 —

12

2000

---

		0% 6% 9% 13% 16%
		7% 5%
		3%
		2%

	15%
	15%
	15%

---

15%

15%

15%

20%

20%

2

---

		2023	11	15			
1	15%				GR202344203977		
					2025	1	-12
				15%			
		2023	12	28			
2	15%				GR202344005775		
					2025	1	-12
				15%			
		2025	12	19			
3	15%				GR202533004955		
					2025		
				15%			
		2025	12	25			
4	15%				GR202544200921		
					2025		
				15%			
		2023	12	18			
5	15%				GR202344014965		
					2025	1	-12
				15%			
							[2020]8
6	15%						
			2020	45			
		10%					
		2017			2017	2025	18



78/2014

TT-BTC

20

1

50

---

1

H T Intelligent Control Europe S.R.L.

NPE SRL

24.00%

2

H T Intelligent Control North America LTD



8,000,000.00

5,500,000.00

5,488,410.18

0.00

4,321.23

4,318.14

---

144,771, 418.62	44.16%	21,903,9 79.43	15.13%	122,867, 439.19	96,383,9 63.09	36.23%	9,839,14 2.94	10.21%	86,544,8 20.15
--------------------	--------	-------------------	--------	--------------------	-------------------	--------	------------------	--------	-------------------

1	1	3,111,914,422.34	2,675,112,465.47
1	2	77,003,096.51	170,354,502.09
2	3	68,168,084.11	94,524,980.64
3		48,809,512.73	59,622,883.35
3	4	7,301,846.44	54,274,255.30
4	5	36,058,299.83	2,255,892.38
5		5,449,366.46	3,092,735.67
		3,305,895,115.69	2,999,614,831.57



2

85.225



	3,265,265,022.36	98.77%	90,130,022.22	2.76%	3,175,135,000.14	2,946,096,964.42	98.22%	99,395,434.53	3.37%	2,846,701,529.89
	3,305,895,115.69	100.00%	124,755,265.55	3.77%	3,181,139,850.14	2,999,614,831.55	100.00%	128,308,004.80	4.28%	2,871,306,826.75

34,625,243.33


	53,517,867.13	28,912,570.27	29,917,250.00	23,933,800.00	80.00%	
			10,712,843.33	10,691,443.33	99.80%	
	53,517,867.13	28,912,570.27	40,630,093.33	34,625,243.33		

90,130,022.22

	3,265,265,022.36	90,130,022.22	2.76%
	3,265,265,022.36	90,130,022.22	

	28,912,570.27	14,734,423.06	9,021,750.00		34,625,243.33
	99,395,434.53	54,250,663.27	63,516,075.58		90,130,022.22
	128,308,004.80	68,985,086.33	72,537,825.58		124,755,265.55

---



---





	1,347,75 4.59	1.91%	1,347,75 4.59	100.00%	0.00	1,903,19 1.75	3.18%	1,717,19 1.75	90.23%	186,000. 00
	1,347,75 4.59	1.91%	1,347,75 4.59	100.00%	0.00	1,903,19 1.75	3.18%	1,717,19 1.75	90.23%	186,000. 00
	69,052,8 17.35	98.09%	6,577,84 8.05	9.53%	62,474,9 69.30	58,017,0 27.40	96.82%	5,563,43 6.14	9.59%	52,453,5 91.26
	69,052,8 17.35	98.09%	6,577,84 8.05	9.53%	62,474,9 69.30	58,017,0 27.40	96.82%	5,563,43 6.14	9.59%	52,453,5 91.26
	70,400,5 71.94	100.00%	7,925,60 2.64	11.26%	62,474,9 69.30	59,920,2 19.15	100.00%	7,280,62 7.89	12.15%	52,639,5 91.26

1,347,754.59

	1,903,191.75	1,717,191.75	1,347,754.59	1,347,754.59	100.00%	
	1,903,191.75	1,717,191.75	1,347,754.59	1,347,754.59		

6,577,848.05

	69,052,817.35	6,577,848.05	9.53%	
	69,052,817.35	6,577,848.05		

2025	1	1				
			697,232.56	1,783,415.66	151,935.90	2,632,584.12
			479,200.57	987,035.74	521,373.06	1,987,609.37
2025	12	31	977,648.11	5,600,199.94	1,347,754.59	7,925,602.64

	7,280,627.89	2,632,584.12	1,987,609.37			7,925,602.64
	7,280,627.89	2,632,584.12	1,987,609.37			7,925,602.64

		17,950,402.81	1	25.50%	359,008.06
		11,042,995.85	1	15.69%	347,502.72
		3,300,000.00	1	4.69%	66,000.00
		2,315,528.05	2-3	3.29%	375,395.13
		1,823,700.00	1	2.59%	36,474.00
		36,432,626.71		51.76%	1,184,379.91

1	52,577,841.28	75.65%	50,777,415.77	97.35%
1 2	16,512,877.55	23.76%	1,226,672.81	2.35%
2 3	394,845.50	0.57%	133,150.33	0.26%
3	11,218.70	0.02%	21,093.96	0.04%
	69,496,783.03		52,158,332.87	

1

		%		
	12,867,630.07	18.52%	2025	
	9,658,798.30	13.90%	2025	
	6,867,971.79	9.88%	2025	
	4,378,331.07	6.30%	2025	
	3,031,178.86	4.36%	2025	
	36,803,910.09	52.96%		

	1,102,461,445.78	132,134,218.12	970,327,227.66	1,052,300,219.87	155,102,856.42	897,197,363.45
	128,666,975.32	2,553,196.17	126,113,779.15	118,694,320.13	954,873.87	117,739,446.26
	640,814,658.01	24,318,488.35	616,496,169.66	612,652,717.26	31,595,388.16	581,057,329.10
	834,235.64	3,507.81	830,727.83	1,290,124.29	867.47	1,289,256.82
	798,748,349.94	3,365,336.55	795,383,013.39	774,366,906.02	2,578,323.78	771,788,582.24
	1,418,195.65	0.00	1,418,195.65	743,078.69	0.00	743,078.69
	2,470,907.79	0.00	2,470,907.79	3,510,220.25	0.00	3,510,220.25
	4,278,047.40	973,071.75	3,304,975.65	3,528,460.30	652,938.38	2,875,521.92
	0.00	0.00	0.00	307,104.43	0.00	307,104.43

	2,679,692,815. 53	163,347,818.75	2,516,344,996. 78	2,567,393,151. 24	190,885,248.08	2,376,507,903. 16
--	----------------------	----------------	----------------------	----------------------	----------------	----------------------

	155,102,856.42	103,527,133.27		126,495,771.57	132,134,218.12
	954,873.87	1,785,098.31		186,776.01	2,553,196.17
	31,595,388.16	16,963,421.42		24,240,321.23	24,318,488.35
	867.47	2,640.34			3,507.81
	2,578,323.78	3,142,829.89		2,355,817.12	3,365,336.55
		0.00			0.00
	652,938.38	841,544.12		521,410.75	973,071.75
	190,885,248.08	126,262,667.35		153,800,096.68	163,347,818.75

	252,850,032.57	182,375,631.79
	225,069.44	
	8,870,269.48	10,120,587.82

---

	1,794,562.43	317,331.36
	263,739,933.92	192,813,550.97

	238,401.83		238,401.83			2,261,598.17		

16,841,723. 25	16,192,797. 00	648,926.25		23,158,276. 75
				2,000,000.0 0
823,074.38	2,527,488.0 0		1,704,413.6 2	2,176,925.6 2
33,015.29		33,015.29		7,966,984.7 1
				6,000,000.0 0
97,998,119. 00	99,000,011. 25		1,001,892.2 5	42,998,119. 00
6,457,191.9 1	3,810,058.0 0	2,647,133.9 1		3,542,808.0 9
		I'Q'v'v82 v82v		
1,230,937.0 8	4,088,800.0 0		2,857,862.9 2	7,676,278.9 2
1,952,738.4 70.51	306,253.07 7.30	1,646,485.3 93.21		1,922,738.4 70.51
2,898,224.4 4	3,500,000.0 0		601,775.56	601,775.56
1,741,618.3 5	14,628,853. 00		12,887,234. 65	2,258,381.6 5
	34,480,000. 00		34,480,000. 00	34,480,000. 00

0578


	10,000,000. 00							
	2,000,000.0 0							
	72,500,000. 00	72,500,000. 00						
	2,174,232,8 18.20	561,762,02 5.35	1,650,052,8 70.49	57,582,077. 64	1,965,736,5 89.51	96,190,987. 31	0.00	

	2,594, 533.46	282,38 8.89			142,32 7.26						2,736, 860.72	282,38 8.89
	2,594, 533.46	282,38 8.89			142,32 7.26						2,736, 860.72	282,38 8.89

	60,203,092.04	75,538,513.00
	50,456,800.00	8,930,494.00
	43,993,246.00	50,000,000.00
	12,879,571.16	10,000,000.00
	10,943,740.11	11,428,104.58
	23,560,000.00	27,550,000.00
	9,287,085.85	10,000,000.00
	137,199,324.80	138,599,802.00
	1,289,068.53	3,000,000.00
	117,224,569.33	117,224,569.33
	50,000,000.00	0.00
	20,000,000.00	
	20,000,000.00	0.00
	557,036,497.82	452,271,482.91

---

	1,946,595,895.49	1,948,631,074.64
	0.00	0.00
	1,946,595,895.49	1,948,631,074.64



1.

1,005,993,17  
2.23

1,353,039,94  
7.08

228,098,53/ 0



1			0	5				98
2	4,956,695.80	8,670,505.75	1,293,646.69	181,879.78	148,194.29	217,666.29	15,468,588.60	
3		10,629,258.44	792,766.06	0.00	0.00	9,026.53	11,431,051.03	
4.	1,012,871.24 0.57	1,507,090.28 5.69	257,029,786. 99	19,208,047.9 8	67,539,133.0 8	86,186,173.7 1	2,949,924.66 8.02	
1.	112,414,139. 98	434,002,776. 19	150,608,579. 55	9,424,685.44	36,197,911.9 1	46,763,779.8 7	789,411,872. 94	
2.	28,373,539.7 6	149,349,781. 07	31,894,747.9 7	1,971,588.04	8,192,868.74	10,518,474.0 4	230,300,999. 62	
1	26,843,971.4 5	135,489,494. 33	25,457,774.9 2	1,911,880.08	7,660,753.61	10,040,328.9 2	207,404,203. 31	
2	1,529,568.31	13,860,286.7 4	6,435,670.93	34,594.97	525,699.54	288,045.62	22,673,866.1 1	
3	0.00	0.00	1,302.12	25,112.99	6,415.59	190,099.50	222,930.20	
3.	40,670.22	18,619,368.7 0	4,786,286.63	176,651.95	330,886.08	494,272.17	24,448,135.7 5	
1		14,371,799.2 2	4,224,966.68	163,019.86	304,954.43	338,337.49	19,403,077.6 8	
2	40,670.22	1,122,646.03	363,897.520					

14

4997.24.1.

1.	865,336,666. 37	941,889,636. 09	78,521,430.9 9	7,988,426.45	23,479,238.5 1	29,380,497.0 8	1,946,595,89 5.49
2.	886,791,467. 57	918,914,436. 32	77,489,950.7 4	8,677,233.61	26,221,607.5 8	30,536,378.8 2	1,948,631,07 4.64

						72,811,157.91	

	426,789,783.43		426,789,783.43	265,092,825.68		265,092,825.68
--	----------------	--	----------------	----------------	--	----------------

	190,480,000.00	101,581,533.38	30,094,360.40			131,675,893.78	69.13%	85%				
	272,510,000.00	97,382,847.58	131,622,147.78			229,004,995.36	84.04%	90%	3,162,352.22	3,162,352.22	100.00%	
	1,188,000,000.00		51,218,042.42			51,218,042.42	4.31%	20%				
	1,650,990,000.00	198,964,380.96	212,934,550.60	0.00		411,898,931.56			3,162,352.22	3,162,352.22		

1.	194,197,869.72	3,495,729.48	1,579,759.44	199,273,358.64
2.	48,713,380.64	686,484.82	1,109,619.43	50,509,484.89
	47,414,404.53	393,618.69	964,455.37	48,772,478.59
	1,298,976.11	292,866.13	145,164.06	1,737,006.30
3.	28,398,230.02			28,398,230.02
	20,822,762.82			20,822,762.82
	6,547,109.62			6,547,109.62
	1,028,357.58			1,028,357.58
4.	214,513,020.34	4,182,214.30	2,689,378.87	221,384,613.51
1.	109,592,161.89	1,947,949.35	939,685.67	112,479,796.91
2.	50,836,639.07	794,645.21	466,065.52	52,097,349.80
1	49,537,662.96	620,771.23	388,176.84	50,546,611.03
	1,298,976.11	173,873.98	77,888.68	1,550,738.77
3.	21,984,263.01			21,984,263.01
1	15,866,289.67			15,866,289.67
	5,089,615.76			5,089,615.76
	1,028,357.58			1,028,357.58
4.	138,444,537.95	2,742,594.56	1,405,751.19	142,592,883.70

---

1.

2.

1

3.

1

4.

1.

76,068,482.39

1,439,619.7 5

4.	306,735,645.57			491,637,962.32	43,006,306.62	841,379,914.51
1.	22,492,400.94			264,370,217.17	23,721,711.45	310,584,329.56
2.	11,496,233.74			48,990,869.30	4,782,248.10	65,269,351.14
1	11,496,233.74			48,920,601.35	4,404,552.74	64,821,387.83
				70,267.95	377,695.36	447,963.31
3.				379,585.68		379,585.68
1				379,585.68		379,585.68
4.	33,988,634.68			312,981,500.79	28,503,959.55	375,474,095.02
1.				36,711,479.72		36,711,479.72
2.				15,439,364.15		15,439,364.15
1				15,439,364.15		15,439,364.15
3.						
1						
4.				52,150,843.87		52,150,843.87
1.	272,747,010.89			126,505,617.66	14,502,347.07	413,754,975.62
2.	283,127,737.93			138,943,712.77	13,717,079.06	435,788,529.76

6.37%

	2,534,329.18					2,534,329.18
	537,066,596.63					537,066,596.63
NPE SRL	8,349,562.69					8,349,562.69
	547,950,488.50					547,950,488.50

	2,534,329.18					2,534,329.18
<b>8 A% @ 4000000000 ] = -</b>	2,534,329.18					2,534,329.18





	74,933,685.44	16,307,342.94	20,408,334.56	0.00	70,832,693.82
	199,976.72	462,264.16	318,444.41	0.00	343,796.47
	1,809,199.16	3,094,492.70	2,884,220.03	0.00	2,019,471.83
	52,518.31	662,265.93	599,236.32	0.00	115,547.92
	554,320.06	4,008,787.83	3,333,669.32	0.00	1,229,438.57
	13,216,474.22	5,058,423.92	6,543,161.40	0.00	11,731,736.74
	90,766,173.91	29,593,577.48	34,087,066.04	0.00	86,272,685.35

	314,615,509.17	45,653,220.62	282,388,757.67	40,322,254.56
	13,050,792.13	1,957,618.82	9,740,584.78	1,497,460.59
	248,596,053.20	32,594,691.72	67,365,900.00	10,104,885.00
	19,133.00	2,869.95	3,275,886.96	491,383.04
	42,399,688.02	5,747,328.81	42,087,490.92	5,575,397.01
	30,200,796.37	5,094,995.05	27,828,218.95	4,913,059.00
	40,110,376.68	6,016,556.50	41,221,686.98	6,183,253.04

---

	7,505,478.07	1,125,821.71	11,289,264.82	1,693,389.72
	83,523,131.96	14,649,731.85	2,756,366.15	413,454.92
	1,890,794,295.00	281,469,238.31	315,548,071.48	46,854,667.09
	124,656,302.99	18,281,642.69	170,014,484.96	24,991,109.51
	35,705,787.35	5,293,436.79	36,602,779.04	5,842,649.76
	2,142,184,995.37	320,819,871.35	536,210,966.45	79,795,271.00

	135,318,421.20	115,508,409.70	
	840,663,323.71	652,824,805.92	

	11,002,212.79	11,002,212.79	21,934,156.45	21,934,156.45
	1,685,067.88	1,685,067.88	2,445,406.72	2,445,406.72
	3,199,519.76	3,199,519.76	8,088,735.65	8,088,735.65
	15,886,800.43	15,886,800.43	32,468,298.82	32,468,298.82

	154,154,172.52	334,099,171.35
	17,760,249.16	21,595,866.42
	176,664,421.68	1,033,163,132.17

	19,133.00	2,776,400.00
	19,133.00	2,776,400.00
	19,133.00	2,776,400.00

	111,309,188.32	66,845,230.51
	863,493,040.03	1,110,130,421.25
	471,190,668.33	379,854,876.35
	1,445,992,896.68	1,556,830,528.11

0.00

	2,519,249,174.15	2,345,105,499.35
	56,211,487.17	9,679,306.61
	17,467,178.67	19,913,580.62
	2,592,927,839.99	2,374,698,386.58

	204,783,860.29	269,965,255.87
	204,783,860.29	269,965,255.87

	98,516,541.20	204,164,560.00
	26n	

၂၄'၁၈၃'၈၉၀'၆၀

09,965.2



91,382,

---


	13,457,377.25	13,066,955.96
	0.00	0.00
	62,399,883.59	45,139,193.13
	8,107,835.61	8,768,948.78
	1,852,650.76	3,087,587.18
	793,997.49	1,323,255.94
	529,331.65	882,170.64
	1,303,873.82	1,214,965.76
	51,222.40	51,222.40
	1,729,817.25	1,761,025.54
	90,225,989.82	75,295,325.33

	499,710,000.00	
	3,920,708.76	
	33,617,183.58	23,118,062.52
	537,247,892.34	23,118,062.52

	113,905,082.97	198,761,690.85
	161,600.21	19,449.94
	114,066,683.18	198,781,140.79

---

	141,774,258.68	
	1,071,930,000.00	544,970,000.00
	1,079,755.33	446,506.87
	1,214,784,014.01	545,416,506.87



	12,726,993.46	12,012,374.31
--	---------------	---------------

	3,888,232.54		
	3,888,232.54	0.00	

	76,637,209.03	26,246,050.11	15,489,581.68	87,393,677.46	
	76,637,209.03	26,246,050.11	15,489,581.68	87,393,677.46	--

	25,990,000.00	10,390,000.00
	25,990,000.00	10,390,000.00

		+ -					
	925,192,285.00				-498,000.00	-498,000.00	924,694,285.00

	1,044,656,677.73		3,277,731.40	1,041,378,946.33
	102,726,382.90	49,795,552.05		152,521,934.95
	1,147,383,060.63	49,795,552.05	3,277,731.40	1,193,900,881.28

2024 12 16  
2025

2025 1 20

2022

3

11.2

7.6593 /

2025 3 27

925,192,285

925,080,285

925,192,285

925,080,285

2025 4 21

2025 5 14

2024

2022

9

27.40

7.5593 /

2025 8 1

925,080,285

924,806,285

925,080,285

924,806,285

---

2025	10	31			924,806,285	924,694,285
			924,806,285	924,694,285		
2025	3	7	11.2	-	745,841.6	
2025	8	1	27.4	-	1,797,248.2	
2025	10	31	11.2	-	734,641.6	

	163,625,937.99		81,415,496.40	82,210,441.59
	163,625,937.99		81,415,496.40	82,210,441.59

	2,410,140.5 4	1,242,317.3 5				1,242,317.3 5		3,652,457.8 9
	- 9,123,571.5 3	- 23,258,546. 33				- 22,979,619. 74	- 278,926.59	- 32,103,191. 27
	210,366,59 7.09	1,570,454,5 63.87			238,920,71 3.54	1,331,812,7 76.92	- 278,926.59	1,542,179,3 74.01

		283,219,987.14	34,419,255.62	317,639,242.76
		283,219,987.14	34,419,255.62	317,639,242.76

	2,279,636,158.93	2,089,164,811.00
	2,279,636,158.93	2,089,164,811.00
	663,431,525.52	364,288,849.01
	34,419,255.62	34,293,964.00
	92,133,358.50	139,523,537.08
	2,816,515,070.33	2,279,636,158.93

1 0.00

2 0.00

3 0.00

4 0.00

5 0.00



	10,317,694, 711.42	8,464,275,5 73.35	404,622,96 0.22	110,561,88 4.91	0.00	0.00	10,722,317, 671.64	8,574,837,4 58.26

	18,598,914.33	17,181,108.89
	8,187,390.99	7,500,441.63
	0.00	
	7,088,617.46	7,108,280.21
	485,561.33	197,110.13
	16,629.56	16,732.23
	7,004,916.09	7,980,565.83
	5,458,260.69	5,012,794.82
	929,765.98	845,552.82
	47,770,056.43	45,842,586.56



74161

---

	117,596,236.08	106,921,890.28
	19,861,100.96	22,124,752.49
	17,566,212.68	15,712,787.33
	9,814,283.07	10,946,388.14
	6,636,461.55	6,311,701.61
	5,236,570.77	3,252,107.70
	3,997,512.11	5,313,795.06
	3,937,974.45	3,708,622.97
	3,414,144.07	2,672,123.14
	30,202,412.01	35,426,796.77
	218,262,907.75	212,390,965.49

	326,061,024.12	302,540,500.95
	120,643,280.76	84,288,338.97
	46,000,496.84	46,381,192.33
	45,143,968.42	43,602,398.30
	33,356,742.42	25,491,466.51
	14,445,373.56	11,229,729.79
	12,094,988.28	13,110,263.31
	10,055,193.05	2,331,327.73
	9,463,857.19	14,545,691.42
	42,205,666.10	32,656,697.38
	659,470,590.74	576,177,606.69

	55,329,183.94	46,781,191.46
	-9,763,850.78	-11,292,661.10
	-36,914,385.71	9,964,759.12

---

	3,930,864.18	4,274,165.44
	12,581,811.63	49,727,454.92

	51,106,984.70	81,120,182.92
	812,492.10	540,676.96
	51,919,476.80	81,660,859.88

	35,079,335.82	1,886,858.42
	2,757,267.00	-2,208,853.79
	-7,033,174.46	
	30,803,428.36	-321,995.37

	142,327.26	-499,486.96
	1,561,236.06	637,025.25
	-1,041,346.63	
	753,689.37	13,834.31
	6,188,919.66	8,241,378.73
	-16,176,404.20	-24,758,171.45
	-8,571,578.48	-16,365,420.12

---

[Redacted]

	71,822.92	175,797.85	71,822.92
	911,127.48	235,957.52	911,127.48
	223,649.88	95,285.05	223,649.88
	17,461,836.11	233,901.66	17,461,836.11
	8,492,773.92	0.00	8,492,773.92
	8,254,797.25	654,159.36	8,254,797.25
	35,416,007.56	1,395,101.44	35,416,007.56

	106,346,227.02	53,297,422.02
	1,184,669.31	-21,254,330.26
	107,530,896.33	32,043,091.76

		821,626,250.92
/		121,815,387.80

---

	9,334,354.79	12,756,567.72
	26,702,961.69	66,750,365.25
	55,588,799.65	28,421,958.80
	91,626,116.13	107,928,891.77

	218,051,621.65	205,805,356.72
	51,260,860.74	15,810,801.55
	269,312,482.39	221,616,158.27

	6,561,670.78	7,951,073.82
	224,000.00	
	6,785,670.78	7,951,073.82

	3,401,953.55	1,543,084.21
	3,401,953.55	1,543,084.21

		8,845,628.00	
		48,000.00	10,421,288.92
		57,740,000.00	10,421,288.92

		34,344,493.95	110,445,639.82
		5,300,957.67	13,070,500.00
		81,660,802.65	57,894,908.42
			2,416,625.15
		121,306,254.27	183,827,673.39

1555' 83'58

88002323' 88'88

,

5350'8229 5 i



---


“ ”

“ ”

-30,803,428.36

321,995.37

56,302,035.31



“ ”

	60,221,188.75	7.0288	423,282,691.49
	7,560,022.53	8.2355	62,260,565.55
	9,573,990.80	0.90322	8,647,419.97
	26,962,302,923.00	0.00027	7,183,835.99
	518.31	8.85116	4,587.64
	13,752,632.00	1.21782	22,221,777.84
	3,608,313.99	0.38988	1,406,809.46
	188,965,190.3	2.	

	70,203,399.86	7.0288	493,445,656.94
	22,304,101.94	8.2355	183,685,431.53
	5,283,921.40	0.90322	4,772,543.49
	63,034,682,393.00	0.00027	16,794,960.78
	6,993.96	8.85116	61,904.66
	2,156,547.77	8.2355	17,760,249.16

2,321,122.66




---

	25,322,544. 91	46,631,467. 65	0.00		17,759,990. 19	14,495,483. 10		39,698,539. 27
	113,366,78 3.77	139,962,31 9.54	0.00		52,149,621. 79	38,384,269. 47		162,795,21 2.05

---

---



---



	5,434,800.00		55.20%	0.00%
	2,000,000.00	LED	100.00%	0.00%
	30,000,000.0 0		100.00%	0.00%
H&T Intelligent Control North America Ltd.	1,405,760.00		100.00%	0.00%
H&T Intelligent Control Europe S.r.l.	823,550.00		100.00%	0.00%

---

	20,000,000.00	0.00%	75.00%
	140,000,000.00	100.00%	0.00%
	20,000,000.00	100.00%	0.00%
	35,144,000.00	0.00%	100.00%
	10,000,000.00	100.00%	0.00%
(	10,543,200.00	0.00%	75.00%
)			
H&T (Vietnam) New Material Technology Company Limited	7,028,800.00	0.00%	75.00%
H&T Electronic Technology Mexico, S. de R.L. de C.V.	7,028,800.00	0.00%	100.00%
Het Intelligent Control Singapore Pte. Ltd.	3,514,400.00	0.00%	100.00%
(	30,000,000.00		
)			

	10,000,000.00				100.00%		
	20,000,000.00				60.00%		

	53.37%	61,050,314.73	0.00	795,339,558.58

	1,228,105,987.60	406,959,215.16	1,635,065,202.76	81,374,649.70	43,883,151.02	125,257,800.72	1,080,382,083.50	423,705,605.64	1,504,087,689.14	106,802,595.91	30,589,512.51	137,392,108.42

	404,622,960.22	117,109,847.25	116,208,144.23	47,363,636.15	-	211,539,009.02	-	31,117,893.52	-	21,204,267.30	-	47,571,089.62

---

							/
	76,637,209.0 3	26,246,050.1 1	0.00	17,161,176.3 8	- 1,671,594.70	87,393,677.4 6	
	0.00		0.00		0.00	0.00	
	76,637,209.0 3	26,246,050.1 1	0.00	17,161,176.3 8	- 1,671,594.70	87,393,677.4 6	

	51,106,984.70	81,120,182.92
	51,106,984.70	81,120,182.92



---

	--	--	--	--
	120,560,588.79			120,560,588.79
2	112,257,424.79			112,257,424.79
3	8,303,164.00			8,303,164.00
			2,174,232,818.20	2,174,232,818.20
	19,133.00			19,133.00
	19,133.00			19,133.00

---

			557,036,497.82	557,036,497.82
			323,338,244.82	323,338,244.82
	--	--	--	--



---


/

		4,629,724.40			8,465,855.84
		13,415.93			135,324.79

/

		23,251.37	333,754.34
		3,159,834.99	2,339,902.95
		43,228.32	0.00
		0.00	68,350.88
		0.00	127,717.24

	8,890,000.00	10,053,000.00



	390,000.00	7,706,400.00			4,905,000.00	37,078,366.50	1,977,560.00	33,683,876.20
	390,000.00	7,706,400.00			4,905,000.00	37,078,366.50	1,977,560.00	33,683,876.20

			7.5593 / 19.76 /	2023 2 13 2024 5 2025 4 21
			13	

	1	<2022 <2022
	>	>
	2022	
	2022	
	2022	
	2	
		2024 2024
	2024	

	2024
	2024
	348,130,529.54
	21,749,438.32

	9,463,857.19	
	2,557,405.00	
	4,530,849.67	
	5,197,326.46	
	21,749,438.32	

22

(

2021

2.1 )

100%

	2025	1,257,027.88	114,552.10
A	A Am		X=100%
	90%*Am A Am		X=90%
	80%*Am A 90%*Am		X=80%
	A 80%*Am		X=0
B	B Bm		Y=100%
	90%*Bm B Bm		Y=90%
	80%*Bm B 90%*Bm		Y=80%
	B 80%*Bm		Y=0
	X Y		

1	38,184,555.79	28,559,536.29
2	15,231,370.79	16,542,472.22
3	1,021,333.84	4,908,156.44
4	614,883.39	650,190.41
5	-	111,656.70
	55,052,143.81	50,772,012.06

10		92,089,158.50
10		2
	924,638,285	
	3,746,700	920,891,585
10	2	0



.	10,317,694,711.42	404,622,960.22		10,722,317,671.64
	10,317,694,711.42	404,622,960.22		10,722,317,671.64
.	9,614,046,127.91	300,297,722.83		9,914,343,850.74
.	142,327.26			142,327.26
.	-8,185,593.99	-861,965.35		-9,047,559.34
.	-23,137,566.14	3,931,492.61		-19,206,073.53
.	706,354,879.70	115,271,371.22		821,626,250.92
.	109,369,372.36	-1,838,476.03		107,530,896.33
.	596,985,507.34	117,109,847.25		714,095,354.59
.	13,030,689,122.58	1,635,065,202.76		14,665,754,325.34
.	7,072,640,836.84	125,257,800.72		7,197,898,637.56

1	1	2,711,414,322.48	2,743,647,112.41
1	2	525,988,411.73	499,064,024.41
2	3	60,123,540.24	26,886,020.08
3		7,341,079.46	4,010,685.97

3	4	6,350,949.49	3,020,556.00
4	5	0.00	96,975.29
5		990,129.97	893,154.68
		3,304,867,353.91	3,273,607,842.87

4,558,70	0.14%	4,558,70	100.00%	0.00	835,927.	0.03%	835,927.	100.00%	0.00
2.93		2.93			09		09		

4,558,70	0.14%	4,558,70	100.00%	0.00	835,927.	0.03%	835,927.	100.00%	0.00
2.93		2.93			09		09		

3,300,30	99.86%	25,547,0	0.77%	3,274,76	3,272,77	99.97%	27,028,3	0.83%	3,245,74
8,650.98		81.95		1,569.03	1,915.78		48.05		3,567.73
1,257,57	38.05%	25,547,0	2.03%	1,232,03	1,240,26	37.88%	27,028,3	2.18%	1,213,23
7,682.47		81.95		0,600.52	3,321.67		48.05		4,973.62
2,042,73	61.81%		0.00%	2,042,73	2,032,50	62.09%			2,032,50
0,968.51				0,968.51					8,594.11
3,304,86	100.00%	30,105,7	0.91%	3,274,76		100.00%	27,864,		
7,353.91		84.88		1,569.03	7,842.87				

50n. 14%

	3,300,308,650.98	25,547,081.95	0.77%
	3,300,308,650.98	25,547,081.95	

	835,927.09	3,722,775.84			4,558,702.93
	27,028,348.05	25,390,705.75	26,871,971.85		25,547,081.95
	27,864,275.14	29,113,481.59	26,871,971.85	0.00	0.00
					30,105,784.88

	704,907,585.50		704,907,585.50	21.33%	0.00
	350,343,788.85		350,343,788.85	10.60%	0.00
	239,295,984.08		239,295,984.08	7.24%	0.00
	221,444,228.71		221,444,228.71	6.70%	4,428,884.58
	152,659,142.75		152,659,142.75	4.62%	0.00
	1,668,650,729.89		1,668,650,729.89	50.49%	4,428,884.58

	0.00	0.00
	36,128,800.00	0.00

---

	778,707,477.10	800,264,190.32
	814,836,277.10	800,264,190.32

	36,128,800.00	
	36,128,800.00	0.00

	948,221.61	1,247,706.30
	9,827,737.21	5,966,650.97
	771,194,134.81	797,522,279.22

	781,970,093.63	804,736,636.49
--	----------------	----------------

1	1	676,642,388.88	607,983,877.37
1	2	55,643,313.83	64,023,574.10
2	3	23,420,340.29	130,105,717.45
3		26,264,050.63	2,623,467.57
3	4		

---

1	676,642,388.88	467,993.22	0.07%
1 2			

	100,167,101.42	1	1-2	12.81%	0.00
		2-3			
	91,175,106.77	1		11.66%	0.00
	69,796,121.99	1		8.93%	0.00
	42,901,258.87	1		5.49%	0.00
	558,548,625.88			71.44%	

	5,000,000.0 0		5,000,000.0 0
	11,000,000. 00	11,000,000. 00	11,000,000. 00
	2,000,000.0 0		2,000,000.0 0
	30,000,000. 00		30,000,000. 00
H&T Intelligent Control North America Ltd.	1,372,660.0 0		1,372,660.0 0
H&T Intelligent Control Europe S.r.l.	1,556,330.0 0		1,556,330.0 0
	100,000,00 0.00	2,000,000.0 0	102,000,00 0.00
	10,000,000. 00		10,000,000. 00
	8,500,000.0 0		8,500,000.0 0
	3,030,000.0 0		3,030,000.0 0
	15,000,000. 00		15,000,000. 00
	60,000,000. 00	80,000,000. 00	140,000,00 0.00
	5,360,000.0 0		5,360,000.0 0
	50,000,000.	229,000,00	279,000,00

	00		0.00				0.00	
( )	29,997,000. 00						29,997,000. 00	
			1,000,000.0 0				1,000,000.0 0	
	1,288,105,7 11.10	40,500,000. 00	312,000,00 0.00	0.00	11,000,000. 00	0.00	1,589,105,7 11.10	51,500,000. 00

	2,594, 533.46				142,32 7.26						2,736, 860.72	
		282,38 8.89										282,38 8.89
	2,594, 533.46	282,38 8.89			142,32 7.26						2,736, 860.72	282,38 8.89
	2,594, 533.46	282,38 8.89			142,32 7.26						2,736, 860.72	282,38 8.89


---

6,303,116,549.78	5,311,059,975.66	6,254,042,969.26	5,283,384,529.87
1,256,178,820.95	1,161,808,126.60	1,355,361,151.75	1,244,594,342.53

	7,559,295,3 70.73	6,472,868,1 02.26			0.00	0.00	7,559,295,3 70.73	6,472,868,1 02.26
	7,559,295,3 70.73	6,472,868,1 02.26			0.00	0.00	7,559,295,3 70.73	6,472,868,1 02.26

	36,350,800.00	14,784,810.80
	142,327.26	-499,486.96
		-714,794.08
	401,840.63	
	753,689.37	13,834.31
	3,159,717.23	6,676,487.51
	-12,316,102.92	-20,217,306.51
	-1,041,346.63	
	27,450,924.94	43,545.07

	427,616.70	
	30,079,747.47	
	39,307,273.45	



0